







Phonics Screening Check

Information for Parents



Year 1- Phonics Screening Check Summer 2024



Practice sheet: Real words	Practice sheet: Pseudo words
in	ot 
at	vap 
beg	osk 
sum	ect 





- Year 1 children will be taking the statutory phonics screening check in the week beginning:
Monday 10th June 2024
- The focus of the check is to provide evidence of children's decoding and blending skills, not to test their vocabulary or understanding of each word.





- Your child will work one-to-one with their class teacher/s to read each word on the Phonics Screening Check (in a quiet area of the school).
- They will be encouraged to ‘sound out’ a word and blend the sounds together e.g. d-o-g = dog
- The check will consist of 40 words- 20 real words and 20 pseudo (alien) words. Please see examples on the next slide.
- Children will be told if the word is a real or ‘alien’ (pseudo) word – it will have a corresponding alien image.



Examples of alien words:




dat




cag



rin



ept



chum

kick

reef

short





- The check will take between 4-9 minutes to complete per child (not timed and rest breaks can be given).
- We are not permitted to indicate whether the child correctly sounded out and/or blended each word (lots of positive praise and encouragement will be given throughout and of course a special sticker at the end!)





Video example...

<https://www.gov.uk/government/publications/phonics-screeningcheck-sample-materials-andtraining-video>





- The children will be scored against a national standard. The threshold is determined by the Government- last year was 32 out of 40.
- We will inform you of your child's score (we will not tell your child).
- If your child's score falls below the national standard, they will retake the Phonics Screening Check in June 2025 (we will inform you if this is the case and phonics provision will continue for your child in Year 2).





Tips for the Correct Pronunciation of Sounds 9

- When you were in school, you may have been taught that ‘c’ says ‘cuh’ (or curly c) and ‘t’ says ‘tuh’, etc.
- However, when sounding out in phonics, it is important that the children keep these sounds short and unvoiced (without the ‘uh’ on the end).
- It is easier to do this if you whisper the sounds. This is important because if we voice the sounds, it can make sounding out the words difficult.
- For example, the word ‘fluff’ is ‘f-l-u-ff’ but if we add the voiced ‘uh’ on the end of each sound, it would be ‘fuh-luh-u-fuh’, or ‘ferleruffer’!





How to help at home:

- Encourage your child to use their sounds and blending skills when reading unfamiliar words.
- Complete homework tasks each week (we will send some real / pseudo words for homework leading up to the check in June).
- When you listen to your child read, pick out a word from the book and ask them to say which graphemes (letters) are making a certain phoneme (sound). For example, the 'ee' sound (phoneme) in 'reaching' is represented by the letters (grapheme) 'ea'





How to help at home:

Keep reading activities short. It is much better to read little and often, than to read a lot infrequently!

Children can practise their phonics by playing games online.

Little Wandle website for lots of videos and support with phonics -

<https://www.littlewandlelettersandsounds.org.uk/resources/for-parents/>

Picnic on Pluto - <https://www.phonicsplay.co.uk/resources>

Buried Treasure <https://www.phonicsbloom.com/>





REMEMBER: Phonics is not the only way your child can become a good reader.

- Please continue to read with your child regularly and encourage them to:
- Re-read the text to check it makes sense.
- Ask lots of questions about the book.
- Read a variety - ebooks, sharing books from school, magazines, recipes etc.
- And most importantly **ENJOY READING!**

